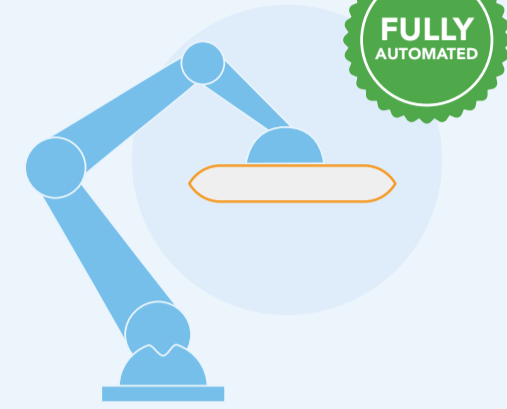


POWDER BAG EMPTYING PROCESS | Tailored to your needs



Every plant has its distinct conditions and challenges. That's why we help you tailor your powder bag emptying process to suit your specific requirements and operations. Here's an overview of the flexible options and alternatives our modules offer.

1. DEPALLETIZING



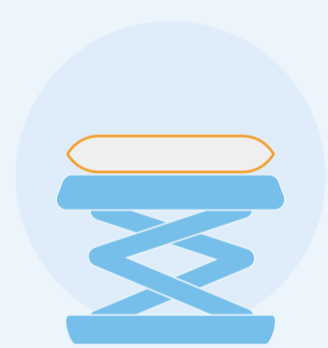
Fully automated with robot

OR



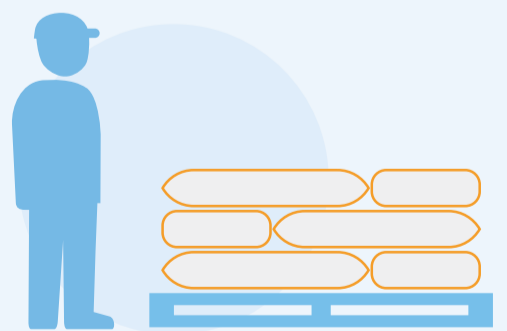
Operator + vacuum bag handler

OR



Operator + scissor lift


OR



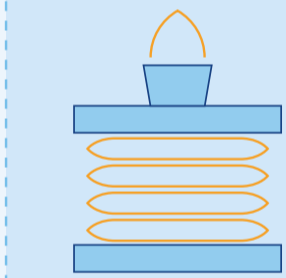
Manual operation

2. STRIPPING

High hygiene requirements? Paper stripping can be done before the bag enters the high-hygiene area.



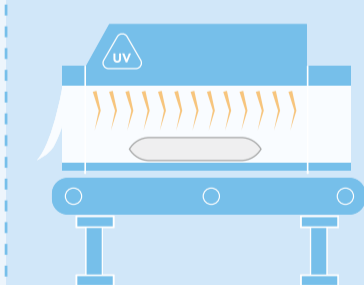
OPTION



PAPER WASTE MANAGEMENT

Recycle the paper with a Bag Compactor.

OPTION



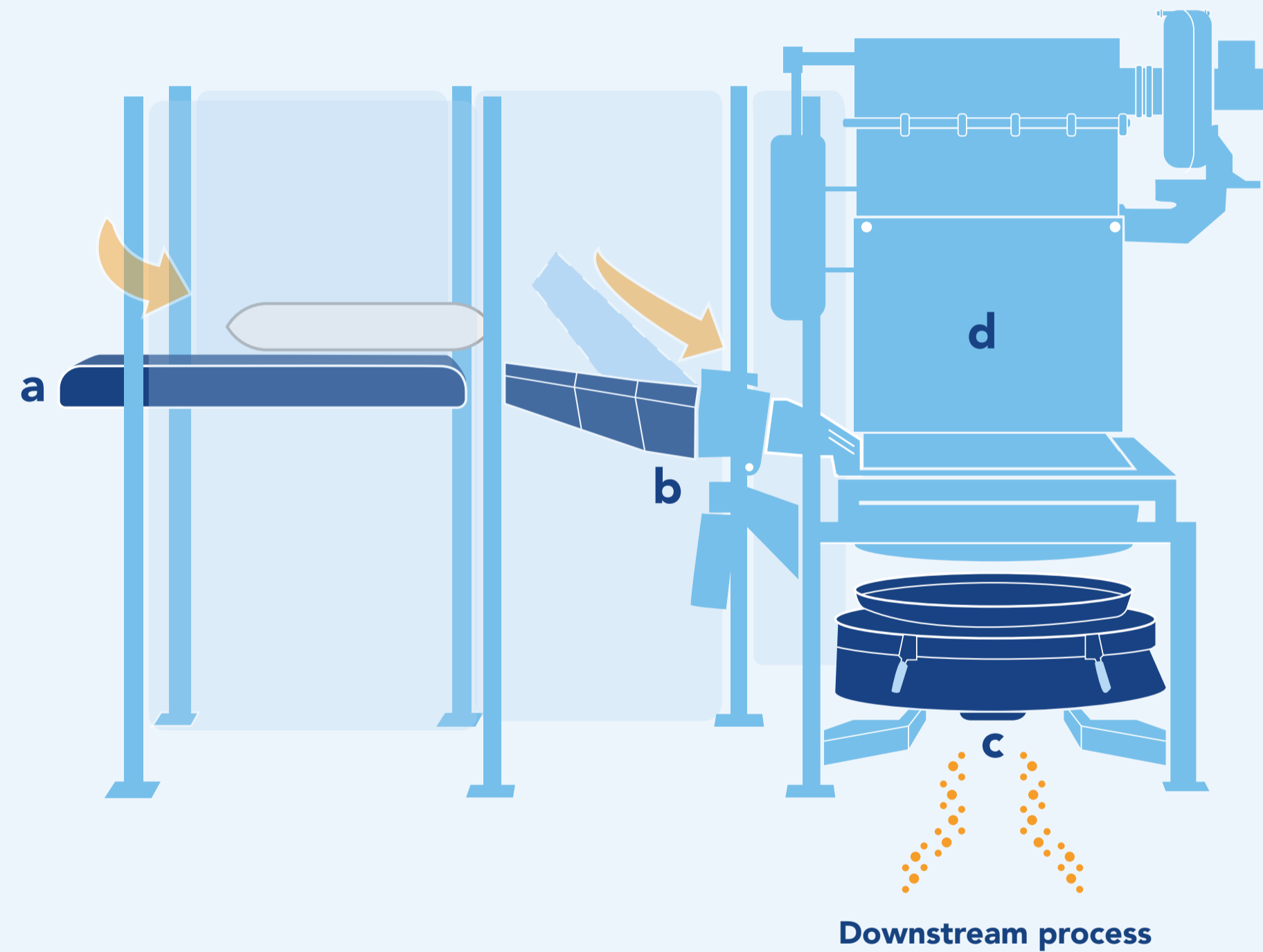
STERILISATION

For applications with very high hygiene requirements, an UV tunnel can prevent contamination and provide extra food safety.

LOW
HYGIENE AREA

3. EMPTYING THE BAG with Tetra Pak® Bag Tipping Unit SA VS800

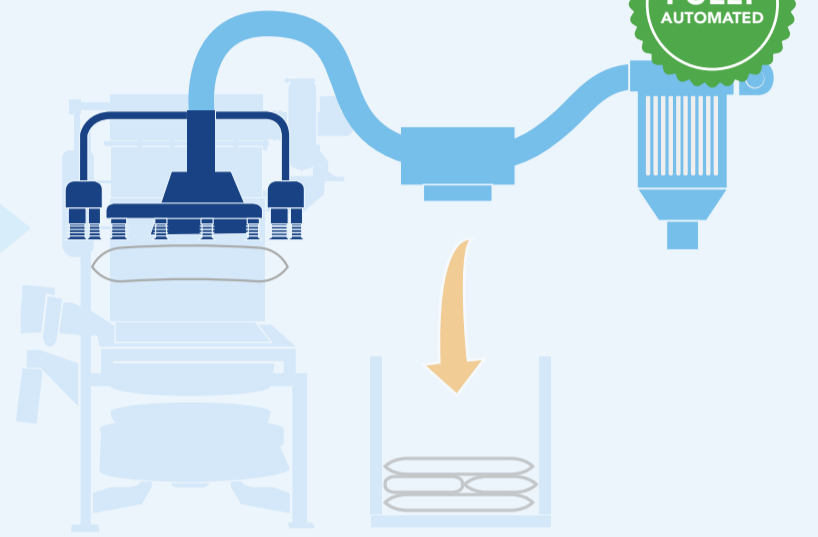
- a. An **acceleration conveyor** brings the bag forward.
- b. The **tilting module** tips the bag while the **slitter** cuts it open.
- c. The **sifter** makes sure no foreign bodies follow the powder » downstream.
- d. **Built-in filter** prevents powder losses and ensures there is no dust emission to the environment.



HIGH
HYGIENE AREA

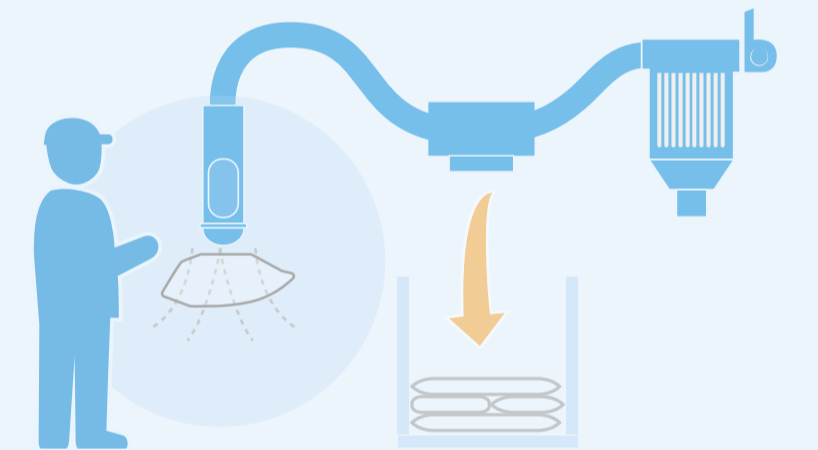
4a. FULL AUTOMATIC and waste management

and waste management



Fully automated with vacuum Auto Lifter for PE bags

4b. MANAGING WASTE



Manual disposal + vacuum waste recovery

OR



Manual operation + Bag Compactor

Want to learn more about how we can help optimise your processes?

Get in touch with us!

<https://www.tetrapak.com/contact-us>