


Tackle problems at source

Ice Cream Line Insight™ produces daily reports that give insights into equipment performance. But then what? How can you make use of these reports in your daily operations? How can the insights be transformed into tangible benefits? The full line is covered, so the use cases are many. Here's a hands-on example!




1. Problem: OEE is too low at startup

When starting up the line, Overall Equipment Effectiveness (OEE) is too low – and it takes a while to reach the right level.



2. Report provides insight

The Production Manager looks into the alarm list of the Ice Cream Line Insight™ report.



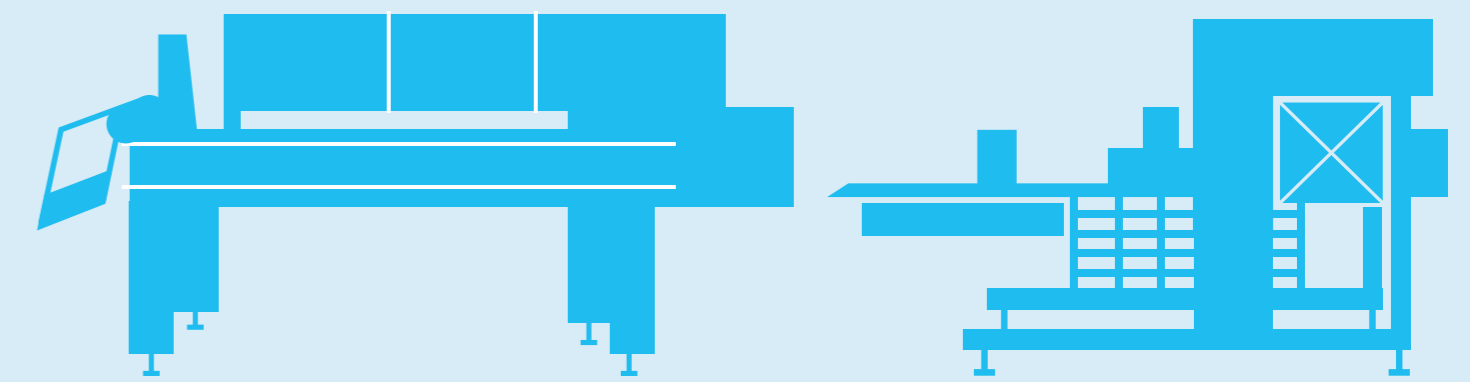
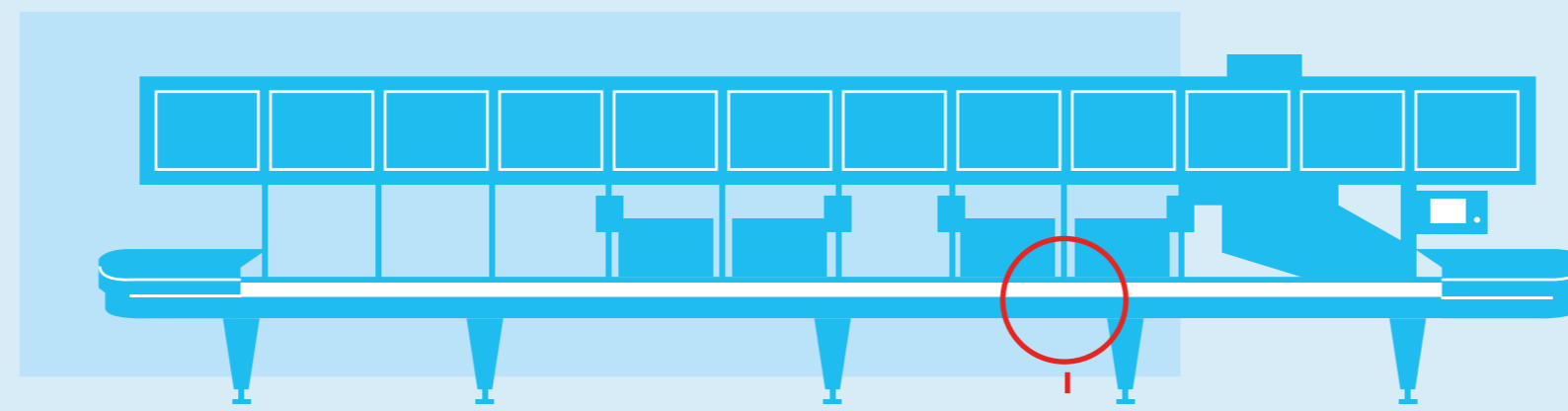
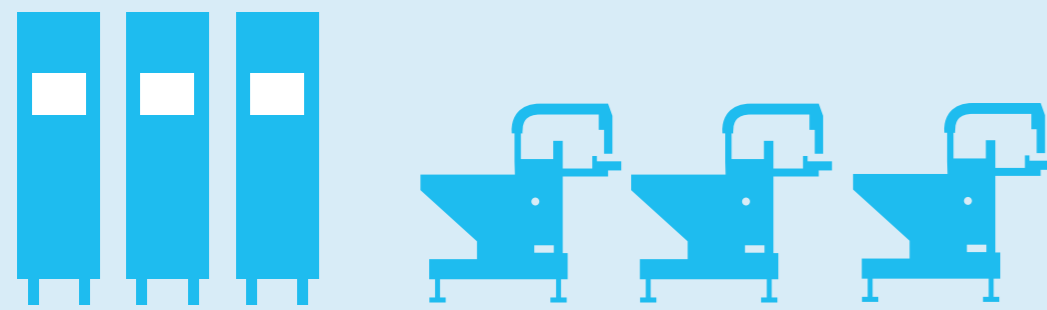
3. Problem identified

The report shows that there is a problem with one of the cutters. It has low availability.



4. Theory discussion

The Production Manager discusses potential root causes with the operators.



5. Ruling out reasons

Nozzle adjustments needed? No, that's not it.
Wrong wire quality? No, not that either.
Possible reasons are investigated – and ruled out.



6. Root cause found

But could the cutting wire heat be too high? Yes!
The required adjustments are made.



7. Problem solved – OEE is at the right level

At next start-up, the OEE is up 98% – just at the level where it should be.

